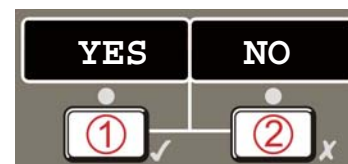
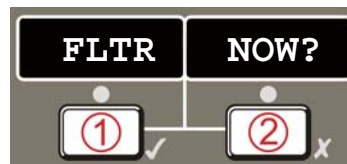




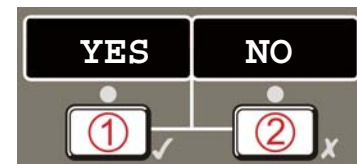

# AIF FILTERING

## (Automatic Intermittent Filter)

1. The blue light illuminates and the control shows FLTR NOW?, along with YES NO



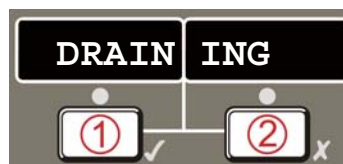
2. Press  $\checkmark$  button for YES and control shows "SKIM VAT", followed by "CONFIRM", and then "YES NO".



### NOTICE

Press **X** button and the AIF is cancelled. The blue light goes out and the controls return to normal operation. The controls will suggest filtering at a later time.

3. If filtering is desired, press  $\checkmark$  button and display shows DRAINING. The drain opens and the oil drains from the vat.



4. Once fryer completes the washing and filling modes, controls return to normal operation.

Any problems, refer to manual or contact Henny Penny Corp. 1-800-417-8405, or 937-456-8405.

**NOTICE** These instructions are meant to be guidelines, not complete operating instructions. Read and understand the complete operator's manual supplied with each unit.